



ParkwayLife REIT

("PLife REIT")



2Q 2012 RESULTS PRESENTATION



ParkwayLife REIT™

2 August 2012

## Disclaimer

- This Presentation is focused on comparing actual results for the period from 1 April 2012 to 30 June 2012 ("2Q 2012") versus the period from 1 April 2011 to 30 June 2011 ("2Q 2011"). This shall be read in conjunction with PLife REIT 2012 Second Quarter Unaudited Financial Statement and Distribution Announcement in SGXNet.
- This Presentation may contain forward-looking statements that involve assumptions, risks and uncertainties. Actual future performance, outcomes and results may differ materially from those expressed in forward-looking statements as a result of a number of risks, uncertainties and assumptions. Representative examples of these factors include (without limitation) general industry and economic conditions, interest rate trends, cost of capital and capital availability, shifts in expected levels of property rental income, changes in operating expenses, property expenses and governmental and public policy changes and the continued availability of financing in the amounts and the terms necessary to support future business. Investors are cautioned not to place undue reliance on these forward-looking statements, which are based on the Manager's current view of future events.



ParkwayLife REIT™

# Agenda

- 1 2Q 2012 Key Highlights
  - 2 Financial Review
  - 3 Singapore Hospitals Annual Rent Review
  - 4 Capital and Financial Management
  - 5 Appendix
- I Our Growth Strategy
  - II Portfolio Highlights



3



ParkwayLife REIT

("PLife REIT")



1. 2Q 2012 Highlights

4

## 2Q 2012 Key Highlights

- ✓ **Strong Revenue & Net Property Income Growth**
  - Gross revenue grew by 9.5% (2Q Y-O-Y) and 7.7% (1H Y-O-Y)
  - Net property income grew by 9.3% (2Q Y-O-Y) and 7.5% (1H Y-O-Y)
- ✓ **Continued DPU Growth Since IPO**
  - DPU for 2Q 2012 up 4.9% (2Q Y-O-Y) to 2.48 cents
  - Strong growth of 56.0% since IPO
- ✓ **Strengthening of Balance Sheet**
  - Pre-emptive refinancing with four-year S\$80 million Revolving Credit Facility lengthens debt maturity to 2.92 years
  - No refinancing needs until FY2014

## 2Q 2012 Key Highlights (cont)

- ✓ **Extension of JPY Income Hedges**
  - Locked in JPY net income flow for 5 years to capitalise on recent strength of JPY
  - Enhances the stability of distributions to Unitholders
- ✓ **Minimum Guaranteed Rent for Singapore Hospitals to increase by 6.31%**
  - With CPI growth of 5.31%, 6th Year Minimum Guaranteed Rent set to increase by 6.31% above total rent payable for 5th Year of Lease Term based on (CPI + 1%) formula
  - Effective for the period 23 August 2012 to 22 August 2013

## 2Q 2012 Key Highlights (cont)



### Organic Growth – Completion of Ishizugawa AEI

- Low capital outlay with attractive returns
  - ROI of 18.5%
  - 2.0% increase in gross rent for unexpired lease term of approx. 14.5 years wef 1 June 2012
- Successfully introduced new AEI concept “Refurbishment AEI”<sup>1</sup> for our Portfolio

Notes:

1. PLife REIT will refurbish the properties in return for incremental rent



7



## ParkwayLife REIT

(“PLife REIT”)



## 2. Financial Review

8

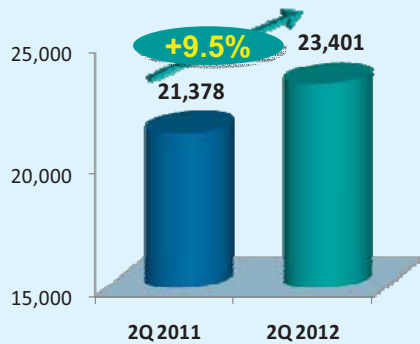


## Strong Revenue Growth

- 2Q 2012 Revenue grew by 9.5% to \$23.4 million
- 1H 2012 Revenue grew by 7.7% to \$46.2 million

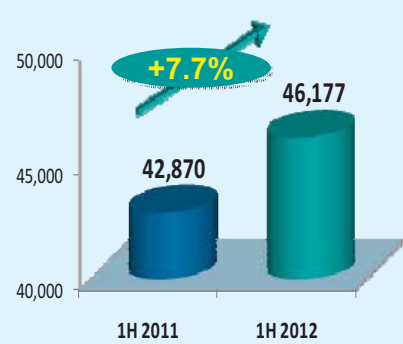
### Higher Year-on-Year Revenue

2Q Revenue (S\$'000)



### Higher Year-on-Year Revenue

1H Revenue (S\$'000)

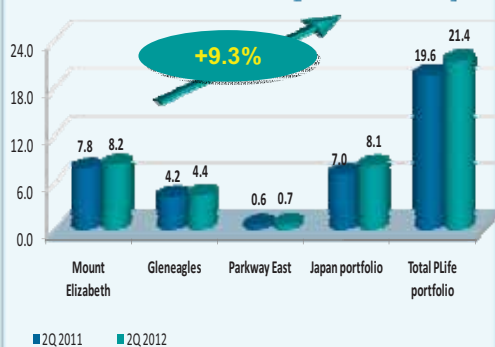


## Strong Net Property Income Growth

- Increase in NPI is due to:
  - Rent contribution from Japan properties acquired in 2011 & 2012; and
  - Upward minimum guarantee rent revision of Spore hospitals by 5.3%<sup>1</sup>

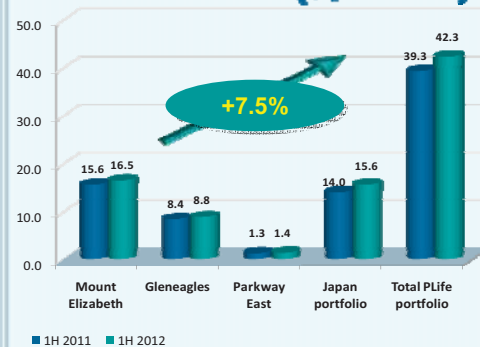
2Q NPI

Breakdown of NPI (S\$ million)



1H NPI

Breakdown of NPI (S\$ million)



Note:

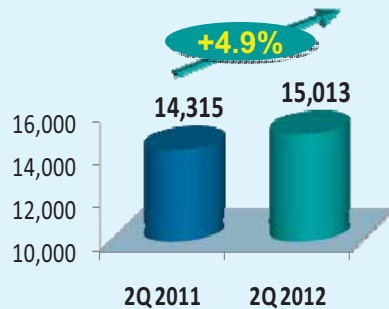
1. In 5<sup>th</sup> year of lease commencing 23 August 2011 to 22 August 2012

## Strong Distributable Income Growth

- 2Q 2012 DI grew by 4.9% to \$15.0 million
- 1H 2012 DI grew by 6.7% to \$30.5 million

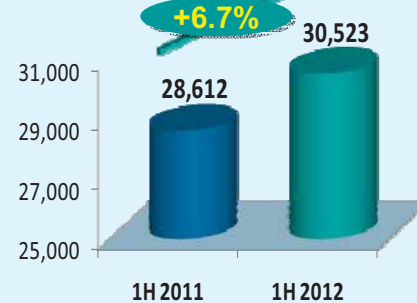
### Higher Year-on-Year Distribution

2Q DI (\$'000)



### Higher Year-on-Year Distribution

1H DI (\$'000)



11


## Y-O-Y Revenue and DPU Growth

- 2Q 2012 DPU grew by 4.9% to 2.48 cents
- 1H 2012 DPU grew by 6.7% to 5.04 cents

Consolidated Income Statement (S\$'000)	Year-on-Year (Actual)			Year-on-Year (Actual)		
	2Q 2012	2Q 2011	Variance %	1H 2012	1H 2011	Variance %
Gross Revenue	23,401	21,378	9.5	46,177	42,870	7.7
Net Property Income	21,437	19,606	9.3	42,267	39,326	7.5
Distributable Income to Unitholders	15,013	14,315	4.9	32,023	28,612	6.7
Distribution Per Unit (Cents) <sup>1</sup>						
- For the period	2.48	2.37	4.9	5.04	4.73	6.7
- Annualised	9.92	9.48	4.9	10.08	9.46	6.7

Note:

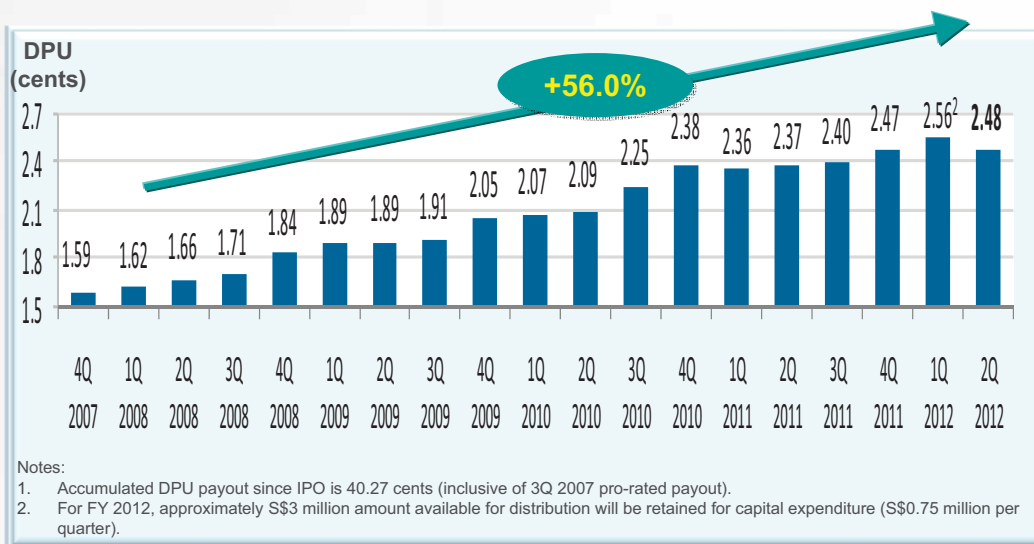
1. In computing Distribution per Unit ("DPU"), the number of units in issue as at the end of each period is used.



12

## Strong DPU Growth Since IPO

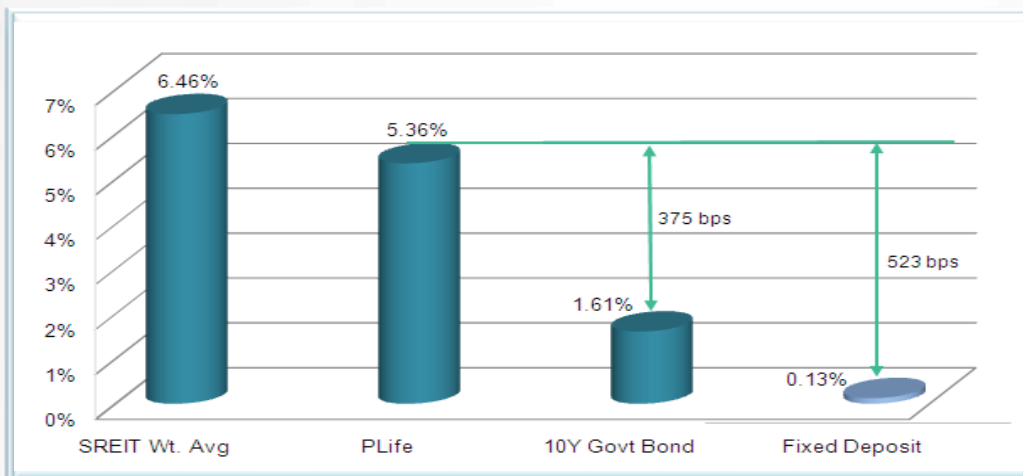
- DPU has grown steadily from 1.59 cents to 2.48 cents, at a growth rate of 56.0% since IPO<sup>1</sup>



13

## Attractive Spread Above 10-yr SGS Yield

- 375 bps higher than 10-yr Singapore Government Securities (“SGS”)
- 523 bps higher than fixed deposit rates
- Defensive nature of PLife REIT adds to the attractiveness of 5.36% yield<sup>1</sup>



Source: Bloomberg



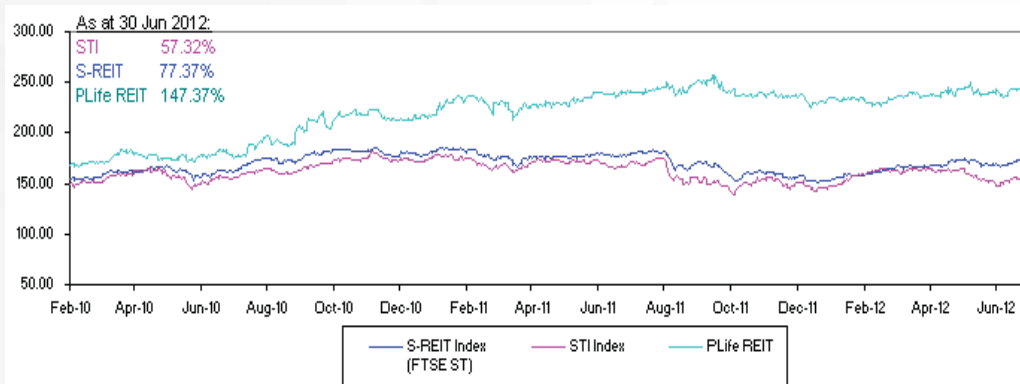
Note:

1. Annualised distribution yield based on the share price of S\$1.88 as at 29 June 2012.

14

## Unit Price Relative Performance

PLife REIT's Unit Price consistently outperformed both the STI and the S-REIT Index and continued to do well in 2Q 2012...



... providing its mettle during both periods of uncertainty and economic upturn, underpinned by its robust fundamentals and growth drivers.



15

## Distribution Details

Stock Counter	Distribution Period	Distribution per unit (cents)
PLife REIT	01 April 2012 to 30 June 2012	2.48

### Distribution Timetable

Ex-Date: (Units will be traded ex-date)	8 August 2012
Books Closure Date:	13 August 2012 at 5pm
Distribution Payment Date:	6 September 2012



16





ParkwayLife REIT

("PLife REIT")



ParkwayLife REIT™

### 3. Singapore Hospitals Annual Rent Review

## Poised to Enjoy Growth in Minimum Rent from the Singapore Hospital Properties

### Principal Terms of Master Lease

Master Lessee	Parkway Hospitals Singapore Pte. Ltd. ("PH")
Term	15 + 15 years wef 23 August 2007
Annual Rent Escalation	Higher of: (i) Base Rent (S\$30.0 million) + Variable Rent (3.8% of AHR) <sup>1</sup> (ii) $\{1+(CPI+1\%)\} \times$ Preceding Year's Rent <sup>2</sup>  (where CPI is negative, it shall be deemed as zero; 1 <sup>st</sup> Year Minimum Rent at S\$45.0 million)

### Highlights

- 6<sup>th</sup> Year Minimum Rent set to increase by 6.31% above total actual rent payable for 5<sup>th</sup> Year of Term based on (CPI + 1%) formula
- Rate Effective for the period 23 August 2012 to 22 August 2013
- Strong and Sustainable Returns for Unit holders as Singapore Hospital Properties is a key contributor<sup>3</sup> of the performance of PLife REIT.

1. AHR denotes the Adjusted Hospital Revenue for the period from 23 Aug to 22 Aug of the following year of each of the hospitals.
2. CPI denotes the % increase in the Consumer Price Index announced by the Department of Statistic of Singapore for the relevant year compared to the immediately preceding year, computed on a 12-month average basis from July to June of the following year.
3. As at 30 Jun 12, approx. 60% of the Parkway Life REIT's gross revenue is derived from Singapore Hospital Properties.



ParkwayLife REIT™



ParkwayLife REIT

("PLife REIT")



## 4. Capital and Financial Management

19

## Healthy Balance Sheet

□ Healthy gearing of 36.4% as at 30 June 2012

Consolidated Balance Sheet (in S\$'000)	As at 30 Jun 2012	As at 31 Dec 2011	Variance Commentary
Total Assets	1,470,386	1,429,613	Increase is mainly due to the acquisition of three nursing home properties in March 2012, offset by the depreciation of Japanese Yen.
Total Debt <sup>1</sup>	535,914	497,066	Increase is mainly due to the draw down of loan facility to finance the March 2012 acquisition, offset by the depreciation of Japanese Yen.
Unitholders' Funds	896,435	896,176	-
Gearing <sup>2</sup> (%)	36.4	34.8	-



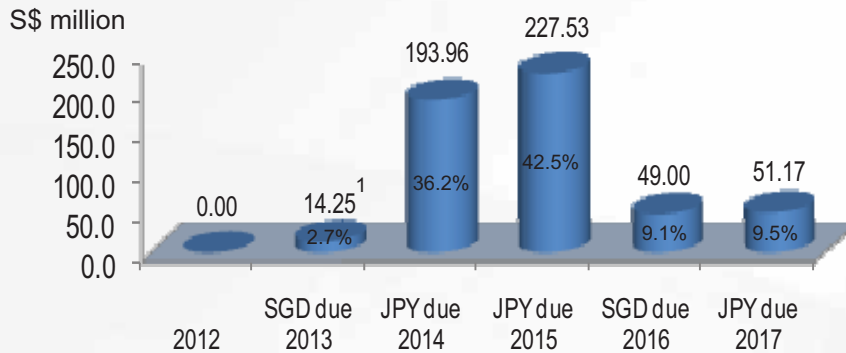
Notes:

1. Total Gross Borrowings before transaction costs
2. Total Debt ÷ Total Assets

20

## Debt Maturity Profile

As at 30 June 2012



- ❑ Weighted average term to maturity is 2.92 years
- ❑ Current effective all-in cost of debt of 1.60%
- ❑ Interest cover ratio of 8.6 times

Note:

1. Covered by the 4-year S\$80 million RCF maturing in FY2016.



ParkwayLife REIT™

21

## Strengthening of Balance Sheet

- ❑ Pre-emptive refinancing of FY2012 and FY2013 short-term loan facilities and Floating Rate Notes via a 4-year committed & unsecured S\$80 million revolving credit facility
- ❑ No near-term refinancing risk until FY2014
- ❑ Secured long-term funding at attractive credit spread despite challenging market conditions
- ❑ Lengthens debt maturity period from 2.86 years to 2.92 years

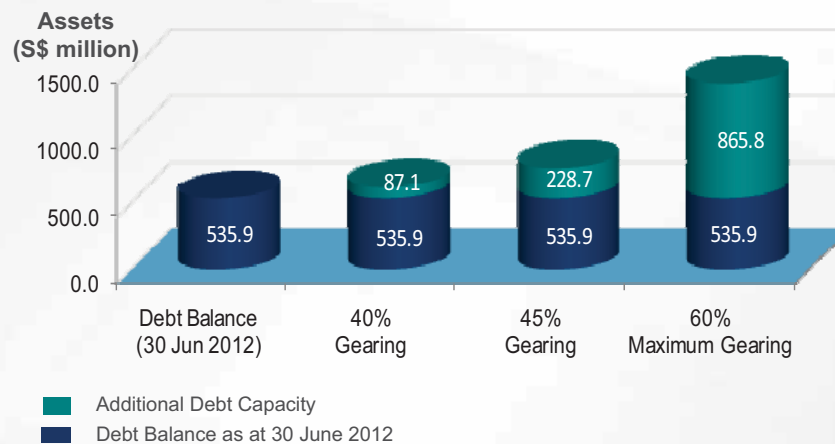


ParkwayLife REIT™

22

## Ample Debt Headroom

- Debt headroom of S\$87.1 million, S\$228.7 million and S\$865.8 million before reaching 40%, 45% and 60% gearing respectively
- PLife REIT puts in place ample funding from diversified sources to support future acquisitions and growth opportunities



## 5. Appendix







# ParkwayLife REIT

("PLife REIT")

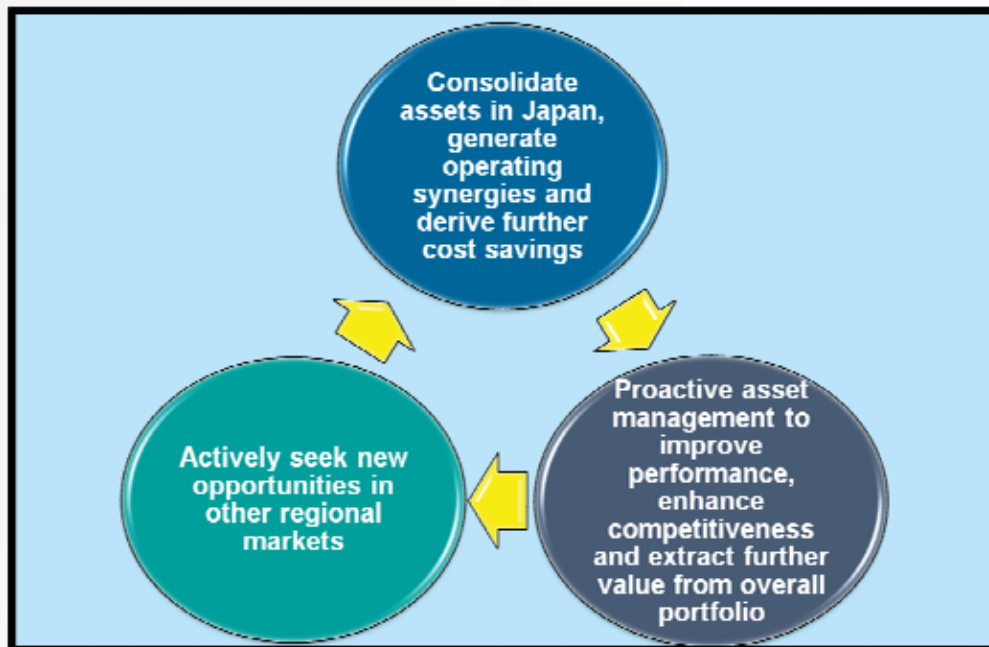


ParkwayLife REIT™

## Our Growth Strategy

25

## PLife REIT's Next Phase of Growth



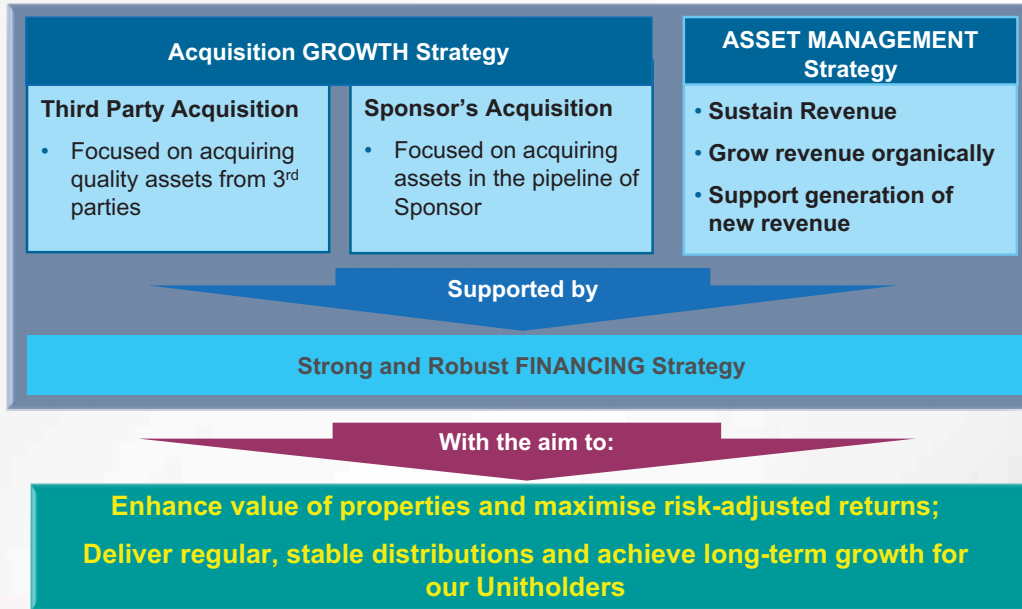
ParkwayLife REIT™

26



# Our Long Term Strategy

The manager plans to undertake the following strategies...



## ParkwayLife REIT

("PLife REIT")



## Portfolio Highlights



ParkwayLife REIT

("PLife REIT")

## ***Maison des Centenaire Ishizugawa Asset Enhancement Initiatives ("Ishizugawa AEI")***



2-1-9, Hamaderaichizucho, Nishi-ku,  
Sakai-City, Osaka, Japan



ParkwayLife REIT™

29

## **Ishizugawa AEI – Completed May 2012**

- ✓ Refurbishment works to preserve the competitiveness of the asset<sup>1</sup>
- ✓ Low capital outlay of JPY6.5mil (S\$0.1mil)<sup>2</sup> with attractive returns
  - ROI at 18.5%
  - 2.0% increase in gross rent for unexpired lease term of approx. 14.5 years wef 1 June 2012
  - Successfully introduced new AEI concept "**Refurbishment AEI**"<sup>3</sup> for our Portfolio
  - Our 5th AEI completed for Japan Portfolio, it reinforces PLife REIT's commitment to unlock value from our properties. It is also our 2nd successful AEI with the same nursing home operator<sup>4</sup> signifying our willingness and ability to seek collaborative opportunities with our Lessees in support of their operational requirements

Notes:

1. Includes certain improvement works carried out to the lift, interior finishing and façade of the property
2. Based on an assumed exchange rate of S\$1.00 to JPY65.00
3. PLife REIT will refurbish the properties in exchange for incremental rent
4. Miyako Kenkokai Medical Corporation




ParkwayLife REIT™

30

## Ishizugawa AEI



Common Corridor - Before



Improved Common Corridors



Lift - Before



Improved Lift and System



## PLife REIT Portfolio (as at 30 June 2012)

*Largest listed healthcare REIT in Asian region with an enlarged portfolio of S\$1.4 billion<sup>1</sup>*

### Core Strengths:

- ❑ **Defensive long term lease** structure with **downside protection**
- ❑ **Stable income stream** supported by **regular rental revision**
- ❑ **Diversified portfolio** of high quality and **yield accretive** properties
- ❑ **Good growth potential** in fast growing healthcare sector



Notes:

1. Based on latest appraised values
2. Based on Gross Revenue as at 30 June 2012



## Our Properties - Singapore

- A portfolio of 3 strategically-located world-class local private hospitals worth S\$924 million<sup>1</sup>
- Master Lease with Parkway Hospitals Singapore Pte. Ltd, a wholly owned subsidiary of Parkway Pantai Limited (“Parkway”), the largest private healthcare operator in Singapore and a key regional healthcare player
  - ✓ Parkway is an established brand name with a network of 16 hospitals across Asia
- Singapore Hospital Properties contribute approximately 60% of total gross revenue<sup>2</sup>



Notes:  
 1. Based on appraised values as at 31 Dec 2011  
 2. Based on Gross Revenue as at 30 Jun 2012

33

## Our Properties - Singapore

3 Distinct features of our Singapore Hospital Properties:

### Long-term Master Leases with Parkway Hospitals Singapore

- ✓ 15 + 15 years with effect from 23 August 2007
- ✓ c.f. average industry lease period of 3-5 years
- ✓ 100% committed occupancy

### Triple Net Lease Arrangement

- ✓ PLife REIT does not bear these costs - Property tax, Property insurance<sup>1</sup>, Property operating expenses
- ✓ Not affected by inflation-related escalating expenses

### Favourable Lease Structure

- ✓ CPI + 1% rent review formula for Singapore Hospital Properties guarantees 1% growth in minimum rent annually<sup>2</sup>



Notes:  
 1. Except Property Damage Insurance for Parkway East Hospital  
 2. For the period 23 August to 22 August of the following year

34



## Our Properties - Japan

- A portfolio of 33 high quality healthcare properties worth S\$512 million<sup>1</sup>, comprising:

- ✓ 1 pharmaceutical product distributing and manufacturing facility (P-Life Matsudo)
- ✓ 32 private nursing homes

- Master tenancy with 17 lessees<sup>2</sup>

- Nursing Home Properties strategically located in dense residential districts in major cities



P-Life Matsudo



Bon Sejour Shin-Yamashita



Palmary Inn Akashi



Palmary Inn Suma



Senior Chonaikai Makuhari Kan

Note:

1. Based on appraised values as at 1 Oct and 31 Dec 2011 and at exchange rate of S\$1.00 to JPY59.74.
2. K.K Sawayaka Club includes K.K Sawayaka Amanogawa as both are wholly owned subsidiaries of Uchiyama Holdings.



35

## Our Properties - Japan

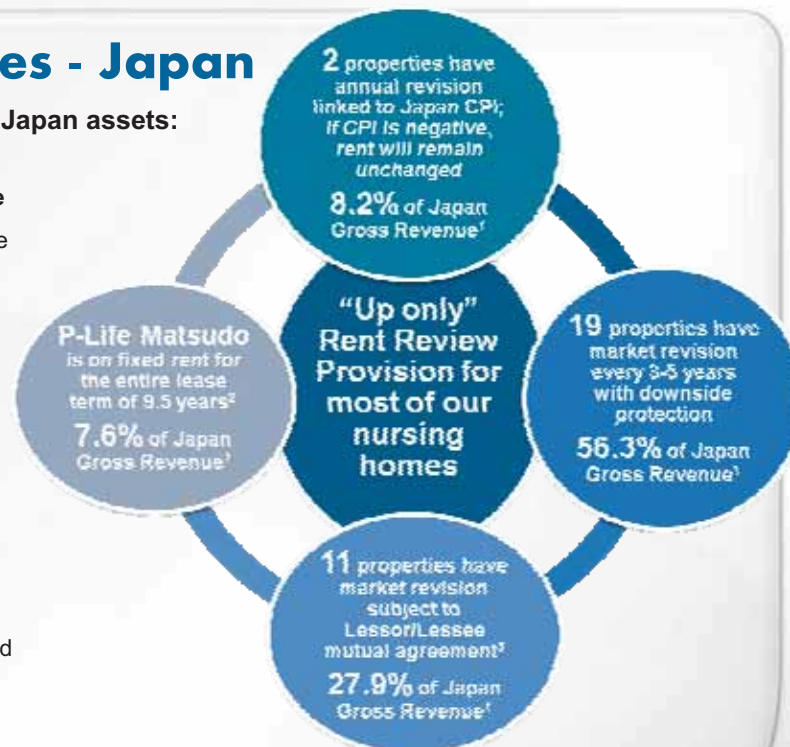
2 Unique features of our Japan assets:

- Favourable Lease Structure

- ✓ Long term lease structure with weighted average lease term to expiry of 14.82 years<sup>1</sup>
- ✓ "Up only" Rental Review Provision for most of our nursing homes

- Master Tenanted

- ✓ Signifies 100% committed occupancy



Notes:

1. Based on Gross Revenue (as at 30 June 2012)
2. With effect from 13 Jun 2007
3. Every 2 or 3 years for 8 out of the 11 properties; for the 3 other properties, the rent review negotiation shall occur in the event the parties deemed that the existing rent is inappropriate

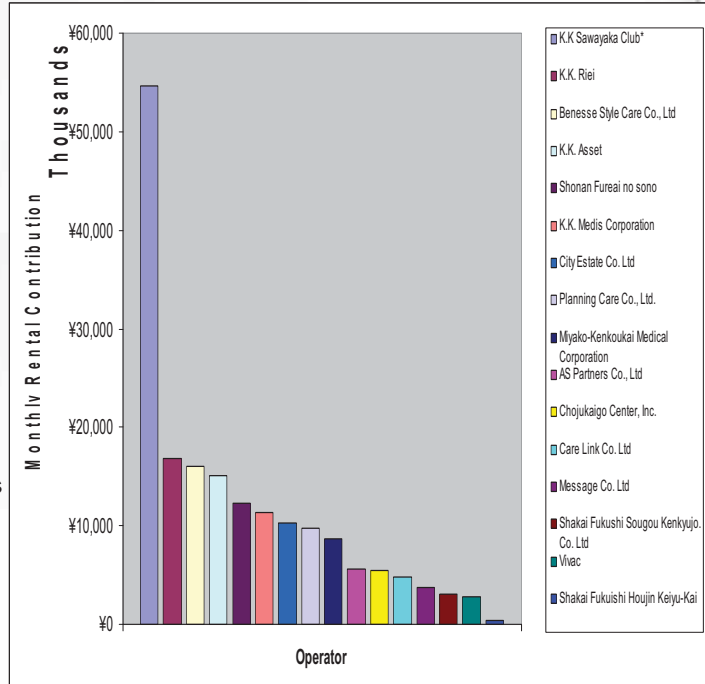


36



## Diversified Nursing Home Operators

- **16 high quality nursing home operators**
  - ✓ Diversifies tenant risk
- **Back-up operator arrangements**
  - ✓ Minimises operator default risks
- **Rental guarantee by vendors**
  - ✓ For a period of seven years, capped at 5% of the purchase price for properties acquired from Kenedix Inc.
  - ✓ Bon Sejour and Sawayaka properties enjoy full rental guarantee for entire lease term



ParkwayLife REIT™

Notes:

\* Comprising K.K Sawayaka Club and K.K Sawayaka Amanogawa which are both wholly owned subsidiaries of Uchiyama Holdings.

37

## Our Portfolio - Singapore

			
<b>Property Type</b>	Mount Elizabeth Hospital	Gleneagles Hospital	Parkway East Hospital
<b>Land Tenure</b>	67 years	Hospital and Medical Centre 75 years	75 years
<b>Total Area (sq m) <sup>1</sup></b>	58,139	49,003	10,994
<b>Beds <sup>2</sup></b>	345	272	113
<b>Operating theatres <sup>3</sup></b>	13	12	4
<b>Strata Units / Car Park Lots<sup>3</sup></b>	30 strata units; 363 car park lots	10 strata units; 121 car park lots	75 car park lots
<b>Year of Completion</b>	Hospital Building (1979) Medical Centre (1979 & 1992)	Hospital Building (1991 & 1993) Annexe Block (1979) Medical Centre (1991 & 1993)	Hospital Building (1982) Medical Centre (1987)
<b>Committed Occupancy</b>	100%		
<b>Name of Lessee (s)</b>	Parkway Hospitals Singapore Pte Ltd		
<b>Awards and Accreditation</b>	JCI Accreditation, 1 <sup>st</sup> private hospital in Asia to win Asian Hospital Management Award; SQC status since 1998, Superbrands status since 2002	JCI Accreditation; Asian Hospital Management Award; SQC Award in 2002 (re-certified 2007); Superbrands status since 2002	JCI Accreditation; SQC status in 1998
<b>Appraised Value</b>	S\$584m	S\$295m	S\$45m
<b>Appraiser / Date</b>	Knight Frank Pte Ltd / 31 December 2011		

Notes:




1. Aggregate strata area for Mount Elizabeth Hospital and Gleneagles Hospital. Gross floor area for Parkway East Hospital
2. As at 31 December 2011
3. As at 31 March 2007



ParkwayLife REIT™

38

## Our Portfolio - Japan

			
Property	P-Life Matsudo	Bon Sejour Shin-Yamashita	Bon Sejour Ibaraki
Type	Pharmaceutical product distributing & manufacturing facility		Paid nursing home with care service
Land Tenure	Freehold	Freehold	50 years
Land Area (sq m)	8,449	1,653	3,051
Net Lettable Area (sq m)	3,240	3,273	3,651
Number of Units (Rooms)	NA	74	94
Year of Completion	2005; Additional works were completed in 2007	2006	2008
Committed Occupancy	100.0%		
Name of Lessee (s)	Nippon Express Co., Ltd (Master Lessee) Alere Medical Co., Ltd (Sub-Lessee) <sup>2</sup>		Benesse Style Care Co., Ltd <sup>3</sup>
Date of Acquisition	16 May 2008		30 May 2008
Appraised Value <sup>1</sup>	¥2,852 m (S\$47.7m)	¥1,310 m (S\$21.9 m)	¥1,049 m (S\$17.6m)
Appraiser / Date	International Appraisals Incorporated / 31 December 2011		

Note:



- At an exchange rate of S\$1.00 to JPY59.74.
- Corporate rebranding by Inverness Medical Japan Co., Ltd with effect from 1 April 2011.
- On 1 April 2012, Benesse Style Care Co., Ltd merged as the surviving company with Bon Sejour Corporation.



ParkwayLife REIT™

39

## Our Portfolio - Japan

				
Property	Palmary Inn Akashi	Palmary Inn Suma	Senior Chonaikai Makuhari Kan	Himawari Home Kamakura
Type	Paid nursing home with care service			
Land Tenure	Freehold	Freehold	Freehold	Freehold
Land Area (sq m)	5,891	2,676	2,853	1,307
Net Lettable Area (sq m)	6,562	4,539	4,361	1,689
Number of Units (Rooms)	96	59	108 <sup>2</sup>	53
Year of Completion	1987; Conversion works were completed in 2003	1989	1992; Conversion works were completed in 2004	1992; Conversion works were completed in 2003
Committed Occupancy	100.0%			
Name of Lessee (s)	Asset Co., Ltd	Asset Co., Ltd	Riei Co., Ltd	Chojukaigo Center, Inc.
Date of Acquisition	29 September 2008			
Appraised Value <sup>1</sup>	¥1,493 m (S\$25m)	¥869m (S\$14.6m)	¥1,446m (S\$24.2m)	¥974 m (S\$16.3m)
Appraiser / Date	International Appraisals Incorporated / 31 December 2011			

Note:

- At an exchange rate of S\$1.00 to JPY59.74.
- As at 31 Mar 09, total number of units increased from 107 to 108. Operator converted one (1) unit of twin type into two (2) units of single type.



ParkwayLife REIT™

40

## Our Portfolio - Japan



Property	Smiling Home Medis Musashi Urawa	Fureai no sono Nerima Takanodai	Smiling Home Medis Koshigaya Gamo
Type	Paid nursing home with care service		
Land Tenure	Freehold		
Land Area (sq m)	802	2,282	1,993
Net Lettable Area (sq m)	1,603	2,526	3,824
Number of Units (Rooms)	44	64	100
Year of Completion	1991; Conversion works were completed in 2004	1988; Conversion works were completed in 2005	1989; Conversion works were completed in 2005
Committed Occupancy	100.0%		
Name of Lessee (s)	Medis Corporation	Shonan Fureai no Sono	Medis Corporation
Date of Acquisition	29 September 2008		
Appraised Value <sup>1</sup>	¥626m (S\$10.5m)	¥1,392m (S\$23.3m)	¥1,309m (S\$21.9m)
Appraiser/ Date	International Appraisals Incorporated / 31 December 2011		

Note:

1. At an exchange rate of S\$1.00 to JPY59.74.



41

## Our Portfolio - Japan



Property	Amille Nakasyo	Supercourt Kadoma	Supercourt Takaishi-Hagoromo	Maison de Centenaire Ishizugawa
Type	Paid nursing home with care service			
Land Tenure	Freehold	50 years	30 years	Freehold
Land Area (sq m)	2,901	1,518	2,010	1,111
Net Lettable Area (sq m)	3,259	2,794	3,021	2,129
Number of Units (Rooms)	75	88	98	52
Year of Completion	2001	2007	2008	1988; Conversion works were completed in 2003
Committed Occupancy	100.0%			
Name of Lessee (s)	Message Co. Ltd, Shakai Fukushi Houjin Keiyu - Kai	City Estate Co. Ltd	City Estate Co. Ltd	Miyako Kenkokai Medical Corporation
Date of Acquisition	17 November 2009			
Appraised Value <sup>1</sup>	¥592m (S\$9.9m)	¥589m (S\$9.9m)	¥662m (S\$11.1m)	¥770m (S\$12.9m)
Appraiser/ Date	International Appraisals Incorporated / 31 December 2011			

Note:

1. At an exchange rate of S\$1.00 to JPY59.74.



42

## Our Portfolio - Japan



Property	Maison de Centenaire Haruki	Hapine Fukuoka Noke	Fiore Senior Residence Hirakata	Iyashi no Takatsuki Kan
Type	Paid nursing home with care service			
Land Tenure	Freehold	Freehold	Freehold	Freehold
Land Area (sq m)	801	1,396	727	2,023
Net Lettable Area (sq m)	1,263	2,912	1,155	3,915
Number of Units (Rooms)	36 <sup>2</sup>	64	40	87
Year of Completion	1996; Conversion works were completed in 2006	2006	2007	1997; Conversion works were completed in 2005
Committed Occupancy	100.0%			
Name of Lessee (s)	Miyako Kenkokai Medical Corporation	Care Link. Co. Ltd	Vivac	Riei Co., Ltd
Date of Acquisition	17 November 2009			
Appraised Value <sup>1</sup>	¥601m (S\$10.1m)	¥766m (S\$12.8m)	¥449m (S\$7.5m)	¥1,377m (S\$23.1m)
Appraiser/ Date	International Appraisals Incorporated / 31 December 2011			

Notes:

1. At an exchange rate of S\$1.00 to JPY59.74.
2. No. of rooms increased from 33 to 36 upon the completion of AEI in September 2010.



43

## Our Portfolio - Japan



Property	Sawayaka Obatake Ichibankan	Sawayaka Obatake Nibankan	Sawayaka Shinmojikan
Type	Paid nursing home with care service	Short stay / Day care facility	Paid nursing home with care service
Land Tenure	Freehold	Freehold	Freehold
Land Area (sq m)	1,786	1,042	2,813
Net Lettable Area (sq m)	3,491	1,538	5,088
Number of Units (Rooms)	78	26	112
Year of Completion	2007	2007	2007
Committed Occupancy	100.0%		
Name of Lessee (s)	K.K Sawayaka Club		
Date of Acquisition	17 June 2010		
Appraised Value <sup>1</sup>	¥685m (S\$11.5m)	¥284m (S\$4.8m)	¥865m (S\$14.5m)
Appraiser/ Date	Colliers International / 31 December 2011		

Note:

1. At an exchange rate of S\$1.00 to JPY59.74.



44

## Our Portfolio - Japan



Property	Sawayaka Nokatakan	Sawayaka Nogatakan	Sawayaka Sakurakan	Sawayaka Fukufukukan
Type	Paid nursing home with care service			
Land Tenure	Freehold	Freehold	Freehold	Freehold
Land Area (sq m)	5,748	2,707	6,276	1,842
Net Lettable Area (sq m)	4,566	3,147	5,044	3,074
Number of Units (Rooms)	100	78	110	72
Year of Completion	2007	2005	2006	2008
Committed Occupancy	100.0%			
Name of Lessee (s)	K.K Sawayaka Club			
Date of Acquisition	17 June 2010			28 Jan 2011
Appraised Value <sup>1</sup>	¥844m (S\$14.1m)	¥642m (S\$10.8m)	¥723m (S\$12.1m)	¥613m (S\$10.3m)
Appraiser / Date	Colliers International / 31 December 2011			

Note:

1. At an exchange rate of S\$1.00 to JPY59.74.



45

## Our Portfolio - Japan



Property	Sawayaka Higashikagurakan	Sawayaka Hirakatakan	Sawayaka Parkside Shinkawa
Type	Paid nursing home with care service	Paid nursing home with care service	Paid nursing home with care service
Land Tenure	Freehold	Freehold	Freehold
Land Area (sq m)	4,813	1,850	1,445
Net Lettable Area (sq m)	5,335	3,696	2,855
Number of Units (Rooms)	110	108	58
Year of Completion	2010	Conversion works were completed in 2009	2003
Committed Occupancy	100.0%		
Name of Lessee (s)	K.K Sawayaka Club	K.K. Sawayaka Amanogawa <sup>1</sup>	K.K Sawayaka Club
Date of Acquisition	6 March 2012		
Appraised Value <sup>2</sup>	¥886m (S\$14.8m)	¥1,304m (S\$21.73m)	¥947m (S\$15.78m)
Appraiser/ Date	International Appraisals Incorporated / 1 October 2011		

Note:

1. K.K Sawayaka Amanogawa and K.K Sawayaka Club are both wholly owned subsidiaries of Uchiyama Holdings.

2. At an exchange rate of S\$1.00 to JPY60.00.



46



## Our Portfolio - Japan



Property	As Heim Nakaurawa	Fureai no Sono Musashi Nakahara	Legato Higashi Sumiyoshi
Type	Paid nursing home with care service		
Land Tenure	Freehold		
Land Area (sq m)	1,762	935	951
Net Lettable Area (sq m)	2,692	1,847	2,828
Number of Units (Rooms)	64	47	71
Year of Completion	2006	2006	2006
Committed Occupancy	100.0%		
Name of Lessee (s)	As Partners Co., Ltd	Shonan Fureai no Sono	Planning Care Co. Ltd
Date of Acquisition	16 July 2010		
Appraised Value <sup>1</sup>	¥961m (S\$16.1m)	¥749m (S\$12.5m)	¥919m (S\$15.4m)
Appraiser/ Date	DTZ / 31 December 2011		

Note:

1. At an exchange rate of S\$1.00 to JPY59.74.



47

## Our Portfolio - Japan



Property	Royal Residence Gotenyama	Legato Katano
Type	Paid nursing home with care service	
Land Tenure	Freehold	Freehold
Land Area (sq m)	794	1,139
Net Lettable Area (sq m)	1,560	1,688
Number of Units (Rooms)	44	49
Year of Completion	2006	2004
Committed Occupancy	100%	
Name of Lessee (s)	Shakai Fukuishi Sougou Kenkyjo	Planning Care Co. Ltd
Date of Acquisition	16 July 2010	
Appraised Value <sup>1</sup>	¥482m (S\$8.1m)	¥588m (S\$9.8m)
Appraiser/ Date	DTZ / 31 December 2011	

Note:

1. At an exchange rate of S\$1.00 to JPY59.74.



48

## Our Portfolio - Summary

Portfolio	Singapore	Japan	Total
Type	Hospital & Medical Centre	32 nursing homes; 1 pharmaceutical product distribution & manufacturing facility	3 Hospitals & medical center; 32 nursing homes; 1 pharmaceutical product distributing & manufacturing facility
Land Tenure	3 Leasehold	30 Freehold & 3 Leasehold	30 Freehold & 6 Leasehold
Land Area (sq m)	36,354	79,346	115,700
Net Lettable Area (sq m)	118,136	104,163	222,299
Beds	730	-	730
Strata Units/ Car Park Lots	40 strata units/ 559 car park lots	-	40 strata units/ 559 car park lots
Number of Units (Rooms)	-	2,359	2,359
Year of Completion	1979 to 1993	1987 to 2010	1979 to 2010
Committed Occupancy		100.0%	
Master Leases/ Lessees	3 Master Leases; 1 Lessee	34 Master Leases; 17 Lessees	37 Master Leases; 18 Lessees
Year of Acquisition	2007	2008 to 2012	-
Appraised Value <sup>1</sup>	S\$924m Knight Frank Pte Ltd	¥30,618m (S\$512m) Colliers International / DTZ / IAI	S\$1,436m

Note:

1. Based on Appraised Values as at 1 Oct 11 and 31 Dec 11

