



ParkwayLife REIT

("PLife REIT")



3Q 2020 RESULTS PRESENTATION



ParkwayLife REIT™

4 November 2020

Disclaimer

- This Presentation is focused on comparing actual results for the period from 1 July 2020 to 30 September 2020 ("3Q 2020") versus the period from 1 July 2019 to 30 September 2019 ("3Q 2019"). This shall be read in conjunction with PLife REIT 2020 Third Quarter Unaudited Financial Statement and Distribution Announcement in SGXNet.
- This Presentation may contain forward-looking statements that involve assumptions, risks and uncertainties. Actual future performance, outcomes and results may differ materially from those expressed in forward-looking statements as a result of a number of risks, uncertainties and assumptions. Representative examples of these factors include (without limitation) general industry and economic conditions, interest rate trends, cost of capital and capital availability, shifts in expected levels of property rental income, changes in operating expenses, property expenses and governmental and public policy changes and the continued availability of financing in the amounts and the terms necessary to support future business. Investors are cautioned not to place undue reliance on these forward-looking statements, which are based on the Manager's current view of future events.



ParkwayLife REIT™

Agenda

- 1 3Q 2020 Key Highlights
- 2 Financial Review
- 3 Capital and Financial Management
- 4 Appendix – Portfolio Highlights



ParkwayLife REIT
("PLife REIT")

1. 3Q 2020 Key Highlights

3Q 2020 Key Highlights



DPU Growth of 7.4% for 3Q 2020

- DPU for 3Q 2020 at 3.54 cents; DPU for YTD 3Q 2020 at 10.22 cents
- DPU grew by 7.4% (3Q Y-O-Y) and 3.8% (YTD 3Q Y-O-Y)



Strong Capital Structure¹

- Interest cover ratio of 17.0 times
- Gearing remains optimal at 38.6%
- About 88% of interest rate exposure is hedged
- Low all-in cost of debt of 0.54%
- No long-term debt refinancing needs till June 2021
- Target to put in place loan facilities by 4Q 2020 to term out all maturing debts due in 2021



ParkwayLife REIT™

5



ParkwayLife REIT

("PLife REIT")

2. Financial Review



ParkwayLife REIT™

6

Performance at a Glance

□ 3Q 2020 DPU grew by 7.4% to 3.54 cents

(S\$'000)	3Q 2020	3Q 2019	%	YTD 3Q 2020	YTD 3Q 2019	%
Gross Revenue	30,180	29,929	0.8	90,326	87,183	3.6
Net Property Income	28,101	27,553	2.0	84,069	80,902	3.9
Amount available for distribution to Unitholders ¹	21,387	19,916	7.4	63,200	59,577	6.1
Less: Amount retained for COVID-19 related relief measures	-	-	n.m.	(1,383)	-	n.m.
Distributable Income to Unitholders	<u>21,387</u>	<u>19,916</u>	7.4	<u>61,817</u>	<u>59,577</u>	3.8
Available Distribution Per Unit (Cents) ²						
- For the period	3.54	3.30	7.4	10.22	9.85	3.8
- Annualised	14.16	13.20	7.4	13.63	13.13	3.8

Note:

1. Net of amount retained for capital expenditure

2. In computing Distribution per Unit ("DPU"), the number of units in issue as at the end of each period is used

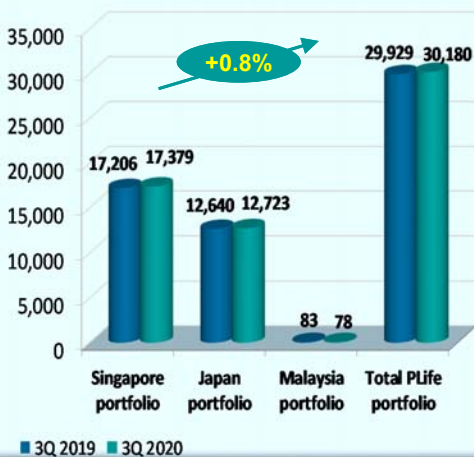


7

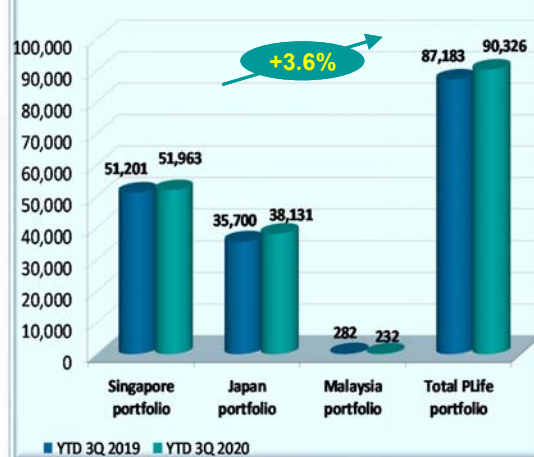
Revenue Growth

□ Revenue grew by 0.8% and 3.6% to \$30.2 million and \$90.3 million for 3Q 2020 and YTD 3Q 2020 respectively.

3Q Revenue (S\$'000)



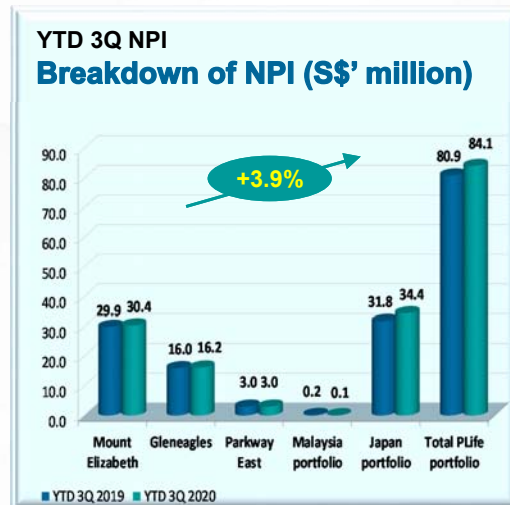
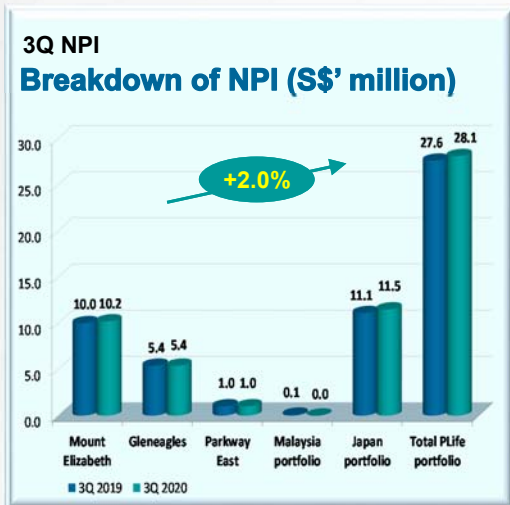
YTD 3Q Revenue (S\$'000)



8

Net Property Income (NPI) Growth

- Increase in NPI is largely due to:
 - Rent contribution from property acquisition in 4Q 2019
 - Upward minimum guarantee rent revision of Singapore hospitals by 1.17%¹



ParkwayLife REIT™

Note:

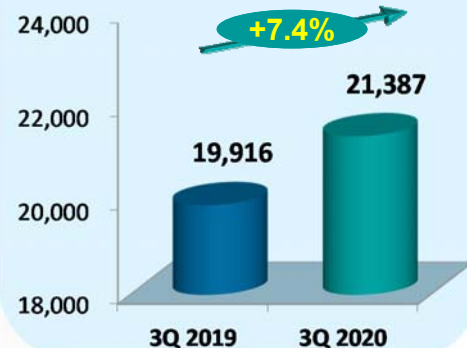
1. In 14th year of lease commencing 23 August 2020 to 22 August 2021

Distributable Income to Unitholders

- DI grew by 7.4% and 3.8% to \$21.4 million and \$61.8 million for 3Q 2020 and YTD 3Q 2020 respectively.

Higher Year-on-Year Distribution

3Q DI (S\$'000)



Higher Year-on-Year Distribution

YTD 3Q DI (S\$'000)



ParkwayLife REIT™

Un-interrupted Recurring DPU Growth Since IPO

- DPU has grown steadily at a rate of 108.7%¹ since IPO



Note:

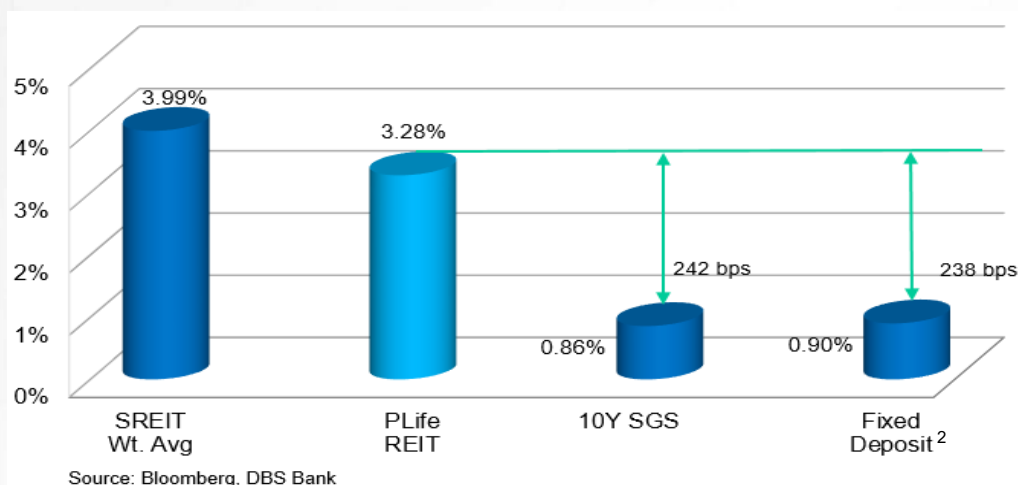
1. Since IPO till YTD 4Q 2019
2. Since FY2012, S\$3.0 million per annum of amount available for distribution has been retained for capital expenditure
3. One-off divestment gain of 1.50 cents (S\$9.11 million) relating to the divestment of seven Japan assets in December 2014 was equally distributed over the four quarters in FY2015
4. One-off divestment gain of 0.89 cents (S\$5.39 million) relating to the divestment of four Japan assets in December 2016 was equally distributed over the four quarters in FY2017



11

Attractive Spread Above 10-yr SGS Yield

- 242 bps higher than 10-yr Singapore Government Securities ("SGS")
- 238 bps higher than fixed deposit rates
- Defensive nature of PLife REIT adds to the attractive yield of 3.28%¹



Source: Bloomberg, DBS Bank



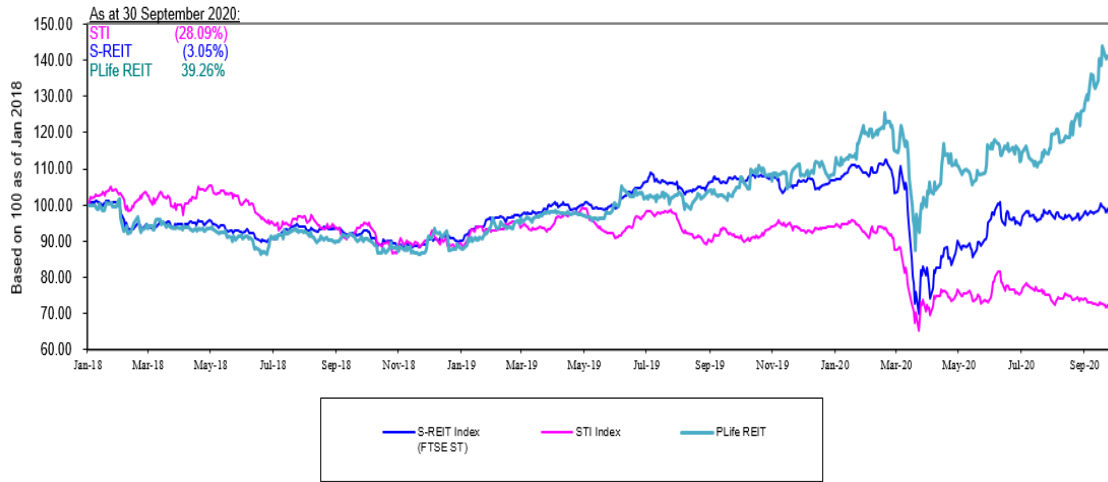
Note:

1. Distribution yield based on the unit price of S\$4.15 as at 30 September 2020
2. DBS bank's 24-month fixed deposit interest rate for deposit amounts \$1,000 to \$19,999 as at 30 September 2020

12

Unit Price Relative Performance

- On 18 September 2020, PLife REIT was included in the FTSE EPRA NAREIT Global Developed Index after the close of business.
- PLife REIT's unit price performance has outperformed both S-REIT Index and STI Index as at 30 September 2020.



13

Distribution Details

Stock Counter	Distribution Period	Distribution per unit (cents)
ParkwayLife REIT	01 July 2020 to 30 September 2020	3.54

Distribution Timetable

Ex-Date: (Units will be traded ex-date)	11 November 2020
Books Closure Date:	12 November 2020 at 5pm
Distribution Payment Date:	8 December 2020



14



3. Capital and Financial Management

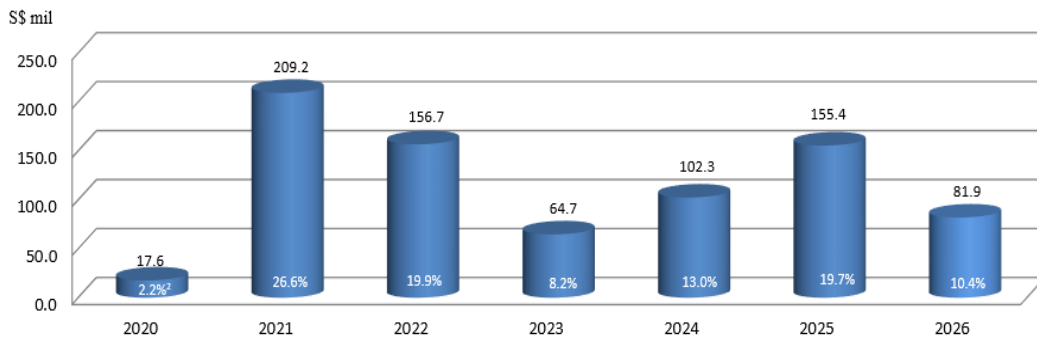
Healthy Balance Sheet

□ Healthy gearing of 38.6% as at 30 September 2020

Consolidated Balance Sheet (in S\$'000)	As at 30 September 2020	As at 31 December 2019
Total Assets	2,044,439	2,003,027
Total Debt ¹	789,943	743,881
Unitholders' Funds	1,175,398	1,181,848
Gearing ² (%)	38.6	37.1

Debt Maturity Profile¹

As at 30 September 2020



- Current weighted average term to maturity of 2.7 years
- Current effective all-in cost of debt of 0.54%
- Interest coverage ratio of 17.0 times³
- About 88% of interest rate exposure is hedged
- No long-term debt refinancing needs till June 2021
- Target to put in place loan facilities by 4Q 2020 to term out all maturing debts due in 2021

Note:

1. Excludes lease liabilities, if any

2. As at 30 September 2020, S\$2.5 million and JPY1,169 million of short term loans were drawn down for general working capital purposes

3. Interest coverage ratio as prescribed under the Monetary Authority of Singapore's Property Funds Appendix (last revised on 16 April 2020)

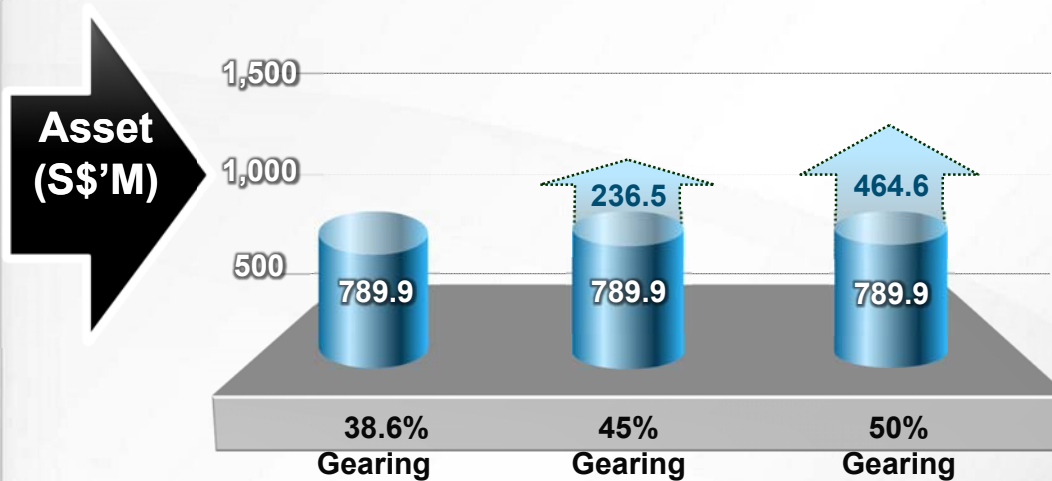


ParkwayLife REIT™

17

Debt Headroom

- Debt headroom of \$236.5 million and \$464.6 million before reaching 45% and 50%¹ gearing respectively.



■ Debt Balance as at 30 September 2020



ParkwayLife REIT™

Note:

1. On 16 April 2020, the MAS has raised the leverage limit for S-REITs from 45% to 50%.

18



ParkwayLife REIT

("PLife REIT")

4. Appendix – Portfolio Highlights



PLife REIT Portfolio

One of the largest listed healthcare REITs in Asia with an enlarged portfolio of S\$1.96 billion¹

Core Strengths:

- Defensive long term lease structure with downside protection**
- Stable income stream supported by regular rental revision**
- Diversified portfolio of high quality and yield accretive properties**
- Well-positioned in fast growing healthcare sector within the Asia-Pacific region**



Note:

1. Based on latest appraised values (excludes right-of-use assets)
2. Based on existing lease agreements and subject to applicable laws
3. Based on Gross Revenue as at 30 September 2020, including Malaysia property at 0.2%



Our Properties - Singapore

- ❑ A portfolio of 3 strategically-located world-class local private hospitals worth S\$1.21 billion¹
- ❑ Master Lease with Parkway Hospitals Singapore Pte. Ltd. a wholly owned subsidiary of Parkway Pantai Limited (“Parkway”), the largest private healthcare operator in Singapore and a key regional healthcare player
- ❑ Singapore Hospital Properties contribute approximately 57.6% of total gross revenue²



Note:

1. Based on latest appraised values
2. Based on Gross Revenue as at 30 September 2020



21

Our Properties - Japan

- ❑ A portfolio of 49 high quality healthcare properties worth S\$746.5 million¹, comprising:
 - ✓ 1 pharmaceutical product distributing and manufacturing facility (P-Life Matsudo)
 - ✓ 48 private nursing homes
- ❑ Favorable lease structure with 26 lessees
- ❑ Comply with strict seismic safety standards and covered by earthquake insurance on a country-wide consolidated basis²
- ❑ Nursing Home Properties strategically located in dense residential districts in major cities



P-Life Matsudo



Bon Sejour Yokohama Shin-Yamashita



Excellent Tenpaku Garden Hills

Note:

1. Based on latest appraised values
2. The consolidated earthquake insurance cover procured by PLife REIT is based on an aggregated sum insured and it extends to occurrences resulting from earthquake such as flood, fire and tsunami etc.

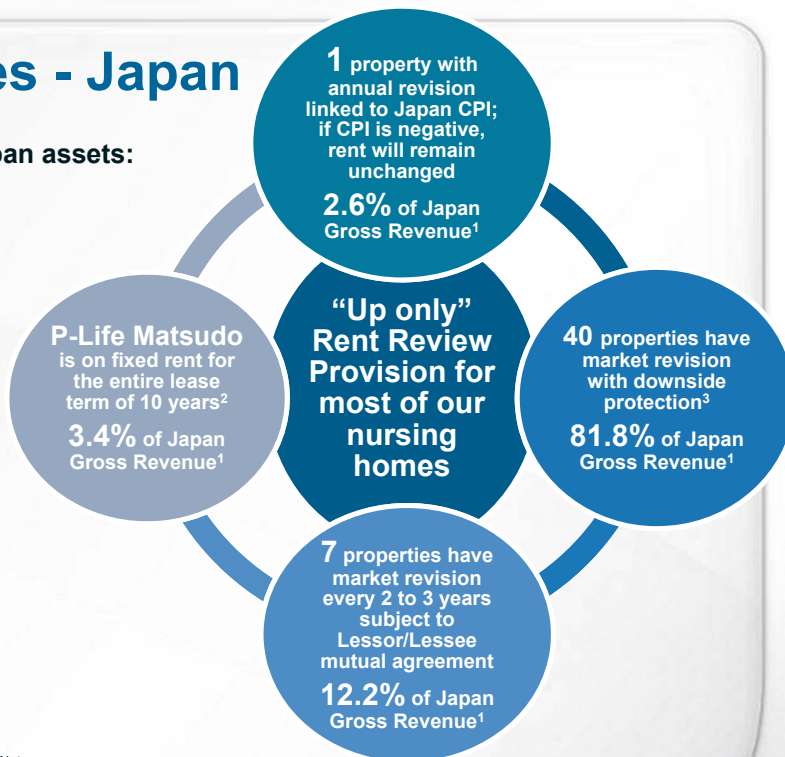


22

Our Properties - Japan

Unique features of our Japan assets:

- ❑ Long term lease structure with weighted average lease term to expiry of 11.36 years¹
- ❑ “Up only” Rental Review Provision for most of our nursing homes
- ❑ 100% committed occupancy



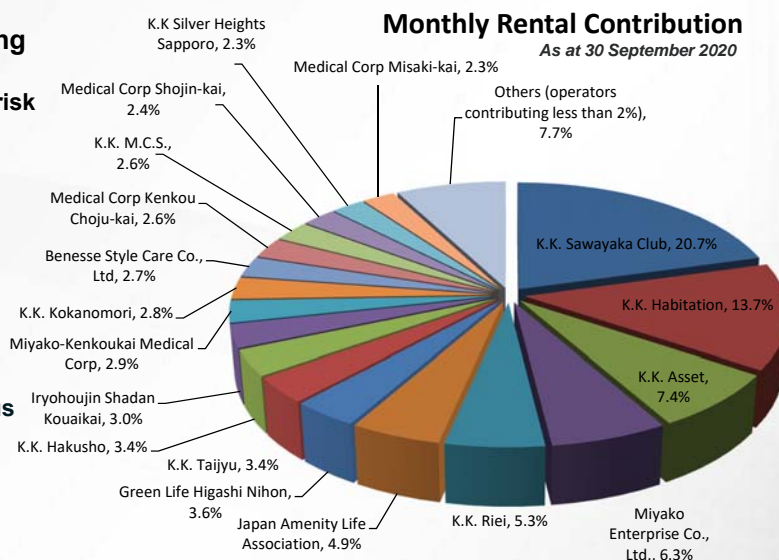
Note:

1. Based on Gross Revenue as at 30 September 2020
2. With effect from 14 December 2016
3. Based on existing lease agreements and subject to applicable laws. 38 properties with rent review every 2 to 5 years. 2 properties do not have rent review but rental cannot be reduced



Diversified Nursing Home Operators

- ❑ **25** high quality nursing home operators
 ✓ Diversifies tenant risk
- ❑ **Back-up operator arrangements**
 ✓ Minimise operator default risks
- ❑ **Rental guarantee by vendors**
 ✓ Rental guarantees provided by various vendors¹ for most properties.



Note:

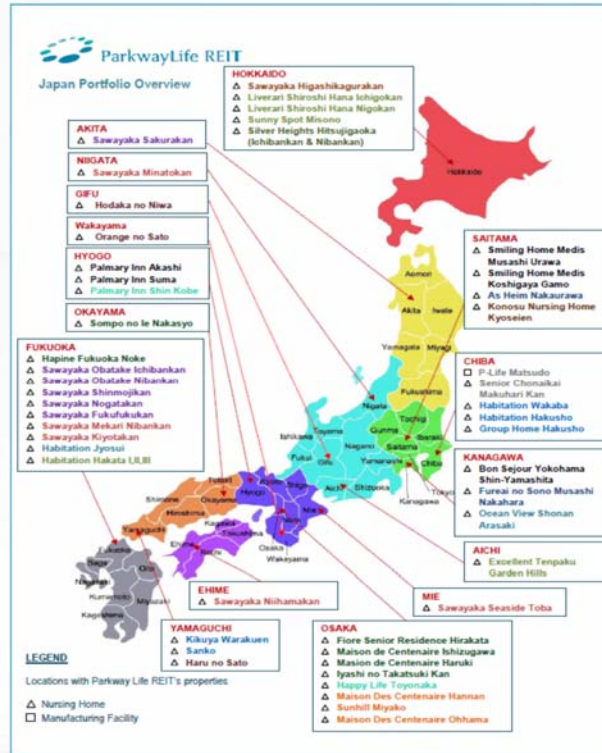
1. Vendors providing rental Guarantees include K.K. Bonheure, K.K. Uchiyama Holdings, Miyako Kenkoukai, K.K. Excellent Care System, K.K. Habitation and K.K. Living Platform



Introduction to Japan Properties

Why Japan nursing homes?

- ❑ Acute aging population in Japan
 - ✓ 1 in 3 Japanese to be over 65 years old by 2050
- ❑ Well established laws and regulations
- ❑ Diversified rental sources complement Singapore hospital revenues to enhance revenue stability of overall portfolio



25

Our Properties - Malaysia

- ❑ A portfolio of high quality healthcare assets worth S\$6.8 million¹ within MOB Specialist Clinics², next to the 369-bed Gleneagles Hospital Kuala Lumpur



Note:

1. Based on latest appraised values
2. Formerly known as Gleneagles Intan Medical Centre Kuala Lumpur

26

Our Portfolio - Summary

Portfolio	Singapore	Japan	Malaysia	Total
Type	3 Hospitals & Medical Centres	48 nursing homes; 1 pharmaceutical product distribution & manufacturing facility	Medical Centre	4 Hospitals & medical centre; 48 nursing homes; 1 pharmaceutical product distributing & manufacturing facility
Land Tenure	3 Leasehold	48 Freehold, 1 Leasehold	1 Freehold	49 Freehold & 4 Leasehold
Land Area (sq m)	36,354	215,411	3,450	255,215
Floor Area (sq m)	118,136	199,938	2,444	320,518
Beds	708	-	-	708
Strata Units/ Car Park Lots	40 strata units/ 559 car park lots	-	7 strata units/ 69 car park lots	47 strata units / 628 car park lots
Number of Units (Rooms)	-	3,906	-	3,906
Year of Completion	1979 to 1993	1964 to 2015	1999	1964 to 2015
Committed Occupancy	100%	100%	31% (excluding car park) ³	99.7%
Leases/ Lessees	3 Leases; 1 Master Lessee	48 Leases ¹ ; 26 Lessees	3 Lessees	54 Leases; 30 Lessees
Year of Acquisition	2007	2008 to 2019	2012	-
Appraised Value ²	S\$1,210.7m Knight Frank Pte Ltd	¥60,254m (S\$746.5m) CBRE K.K. / JLL Morii Valuation & Advisory K.K. / Enrix Co., Ltd	RM20.5m (S\$6.8m) Nawawi Tie Leung Property Consultants Sdn. Bhd.	S\$1,964m

Note:

1. Single Lease Agreement for Habitation Hakusho and Group Home Hakusho
2. Based on latest appraised values; at an exchange rate of S\$1.00 : ¥80.71 and S\$1.00 : RM3.03
3. Decline in committed occupancy due to expiry of an existing lease on 28 Feb 2019. Currently exploring conversion of unoccupied auditorium space to Medical Suites.



ParkwayLife REIT™

27

Our Portfolio - Singapore



Property	Mount Elizabeth Hospital	Gleneagles Hospital	Parkway East Hospital
Type	Hospital and Medical Centre		
Land Tenure	67 years	75 years	75 years
Floor Area (sq m) ¹	58,139	49,003	10,994
Beds ²	345	257	106
Operating theatres ^{2,3}	13	12	5
Strata Units / Car Park Lots	30 strata units; 363 car park lots	10 strata units; 121 car park lots	75 car park lots
Year of Completion	Hospital Building (1979) Medical Centre (1979 & 1992)	Hospital Building (1991 & 1993) Annex Block (1979) Medical Centre (1991 & 1993)	Hospital Building (1982) Medical Centre (1987)
Committed Occupancy	100%		
Name of Lessee (s)	Parkway Hospitals Singapore Pte Ltd		
Awards and Accreditation	JCI Accreditation, 1 st private hospital in Asia to win Asian Hospital Management Award; SQC status since 1998, Superbrands status since 2002	JCI Accreditation; Asian Hospital Management Award; SQC Award in 2002 (re-certified 2007); Superbrands status since 2002	JCI Accreditation; SQC status in 1998
Appraised Value	S\$749m	S\$394m	S\$67.7m
Appraiser / Date	Knight Frank Pte Ltd / 31 December 2019		

Note:

1. Based on strata area of Mount Elizabeth Hospital and Gleneagles Hospital owned by PLife REIT. Gross floor area for Parkway East Hospital
2. As at 31 December 2019
3. Refers to operating rooms within major operating theatre area(s)



ParkwayLife REIT™

28

Our Portfolio - Japan



Property	P-Life Matsudo	Bon Sejour Yokohama Shin-Yamashita	Palmary Inn Akashi
Type	Pharmaceutical product distributing & manufacturing facility	Paid nursing home with care service	
Land Tenure	Freehold	Freehold	Freehold
Land Area (sq m)	8,450	1,653	5,891
Floor Area (sq m)	3,240	3,273	6,562
Number of Units (Rooms)	NA	74	96
Year of Completion	2005; Additional works were completed in 2007	2006	1987; Conversion works were completed in 2003
Committed Occupancy	100%		
Name of Lessee(s)	Abbott Diagnostics Medical Co., Ltd ²	Benesse Style Care Co., Ltd ³	Asset Co., Ltd
Date of Acquisition	16 May 2008	30 May 2008	29 September 2008
Appraised Value ¹	¥2,410m (S\$29.9m)	¥1,680m (S\$20.8m)	¥1,790m (S\$22.2m)
Appraiser/ Date	CBRE K.K./ 31 December 2019	Enrix Co., Ltd/ 31 December 2019	

Note:

1. At an exchange rate of S\$1.00 : ¥80.71
2. Change of name with effect from 3 October 2017 due to acquisition of Alere Medical Co., Ltd. by Abbott Diagnostics Medical Co., Ltd.
3. On 1 April 2012, Benesse Style Care Co., Ltd merged as the surviving company with Bon Sejour Corporation



ParkwayLife REIT™

29

Our Portfolio - Japan



Property	Palmary Inn Suma	Senior Chonakai Makuhari Kan	Smiling Home Medis Musashi Urawa
Type	Paid nursing home with care service		
Land Tenure	Freehold	Freehold	Freehold
Land Area (sq m)	2,676	2,853	802
Floor Area (sq m)	4,539	4,361	1,603
Number of Units (Rooms)	59	108 ²	44
Year of Completion	1989	1992; Conversion works were completed in 2004	1991; Conversion works were completed in 2004
Committed Occupancy	100%		
Name of Lessee(s)	Asset Co., Ltd	Riei Co., Ltd	Green Life Higashi Nihon ³
Date of Acquisition	29 September 2008		
Appraised Value ¹	¥1,060m (S\$13.1m)	¥1,830m (S\$22.7m)	¥807m (S\$10.0m)
Appraiser/ Date	Enrix Co., Ltd/ 31 December 2019	CBRE K.K./ 31 December 2019	

Note:

1. At an exchange rate of S\$1.00 : ¥80.71
2. As at 31 March 2009, total number of units increased from 107 to 108
3. Change of name with effect from 1 May 2013 due to organizational restructuring by Green Life Co., Ltd, parent company of Medis Corporation



ParkwayLife REIT™

30

Our Portfolio - Japan



Property	Smiling Home Medis Koshigaya Gamo	Sompno no Ie Nakasyo ³	Maison de Centenaire Ishizugawa
Type	Paid nursing home with care service		
Land Tenure	Freehold	Freehold	Freehold
Land Area (sq m)	1,993	2,901	1,111
Floor Area (sq m)	3,834	3,231	2,129
Number of Units (Rooms)	100	75	52
Year of Completion	1989; Conversion works were completed in 2005	2001	1988; Conversion works were completed in 2003
Committed Occupancy	100%		
Name of Lessee(s)	Green Life Higashi Nihon ²	Sompno Care Inc. ⁴ , Shakai Fukushi Houjin Keiyu - Kai	Miyako Kenkokai Medical Corporation
Date of Acquisition	29 September 2008	17 November 2009	
Appraised Value ¹	¥1,630m (S\$20.2m)	¥702m (S\$8.7m)	¥922m (S\$11.4m)
Appraiser/ Date	CBRE K.K. / 31 December 2019	Enrix Co., Ltd / 31 December 2019	

Note:

1. At an exchange rate of S\$1.00 : ¥80.71
2. Change of name with effect from 1 May 2013 due to organizational restructuring by Green Life Co., Ltd, parent company of Medis Corporation
3. Formerly known as Amille Nakasyo
4. Change of name with effect from 7 March 2016 due to acquisition of Message Co. Ltd by Sompno Holdings, Inc.



ParkwayLife REIT™

31

Our Portfolio - Japan



Property	Maison de Centenaire Haruki	Hapine Fukuoka Noke	Fiore Senior Residence Hirakata	Iyashi no Takatsuki Kan
Type	Paid nursing home with care service			
Land Tenure	Freehold	Freehold	Freehold	Freehold
Land Area (sq m)	801	1,396	727	2,023
Floor Area (sq m)	1,263	2,912	1,155	3,956 ²
Number of Units (Rooms)	36	64	40	87
Year of Completion	1996; Conversion works were completed in 2006	2006	2007	1997; Conversion works were completed in 2005
Committed Occupancy	100%			
Name of Lessee(s)	Miyako Kenkokai Medical Corporation	Green Life Co. Ltd ³	K.K. Vivac	Riei Co., Ltd
Date of Acquisition	17 November 2009			
Appraised Value ¹	¥714m (S\$8.9m)	¥881m (S\$10.9m)	¥519m (S\$6.4m)	¥1,710m (S\$21.2m)
Appraiser/ Date	Enrix Co., Ltd / 31 December 2019			

Note:

1. At an exchange rate of S\$1.00 : ¥80.71
2. Increase in NLA by 40m² upon the completion of AEI in February 2014
3. Change of name with effect from 1 May 2013 due to organizational restructuring by Green Life Co., Ltd, parent company of Care Link Co., Ltd



ParkwayLife REIT™

32

Our Portfolio - Japan



Property	Sawayaka Obatake Ichibankan	Sawayaka Obatake Nibankan	Sawayaka Shinmojikan
Type	Paid nursing home with care service	Short stay / Day care facility	Paid nursing home with care service
Land Tenure	Freehold	Freehold	Freehold
Land Area (sq m)	1,769	1,047	2,395
Floor Area (sq m)	3,491	1,538	5,094
Number of Units (Rooms)	78	26	112
Year of Completion	2007	2007	2007
Committed Occupancy	100%		
Name of Lessee(s)	K.K. Sawayaka Club	K.K. Sawayaka Club	K.K. Sawayaka Club
Date of Acquisition	17 June 2010		
Appraised Value ¹	¥846m (S\$10.5m)	¥402m (S\$5.0m)	¥1,060m (S\$13.1m)
Appraiser/ Date	Enrix Co., Ltd / 31 December 2019		

Note:

1. At an exchange rate of S\$1.00 : ¥80.71



33

Our Portfolio - Japan



Property	Sawayaka Nogatakan	Sawayaka Sakurakan	As Heim Nakaurawa	Fureai no Sono Musashi Nakahara
Type	Paid nursing home with care service			
Land Tenure	Freehold	Freehold	Freehold	Freehold
Land Area (sq m)	2,702	6,276	1,762	935
Floor Area (sq m)	3,147	5,044	2,712	1,847
Number of Units (Rooms)	78	110	64	47
Year of Completion	2005	2006	2006	2006
Committed Occupancy	100%			
Name of Lessee(s)	K.K. Sawayaka Club	K.K. Sawayaka Club	As Partners Co., Ltd	K.K. Japan Amenity Life Association ²
Date of Acquisition	17 June 2010		16 July 2010	
Appraised Value ¹	¥808m (S\$10.0m)	¥897m (S\$11.1m)	¥1,090m (S\$13.5m)	¥920m (S\$11.4m)
Appraiser / Date	Enrix Co., Ltd/ 31 December 2019	CBRE K.K. / 31 December 2019	Enrix Co., Ltd/ 31 December 2019	

Note:

1. At an exchange rate of S\$1.00 : ¥80.71

2. Change of name with effect from 1 March 2020 due to acquisition of Y.K Shonan Fureai no Sono's operations by K.K. Japan Amenity Life Association



34

Our Portfolio - Japan

Property	Sawayaka Fukufukukan	Sawayaka Higashikagurakan	Happy Life Toyonaka ¹	Palmary Inn Shin-Kobe
Type	Paid nursing home with care service			
Land Tenure	Freehold	Freehold	Freehold	Freehold
Land Area (sq m)	1,842	4,813	628	1,034
Floor Area (sq m)	3,074	5,467	1,254	3,964
Number of Units (Rooms)	72	110	42	71
Year of Completion	2008	2010	2007	1992; Conversion works were completed in 2003
Committed Occupancy	100%			
Name of Lessee(s)	K.K. Sawayaka Club	K.K. Sawayaka Club	K.K. Nihon Kaigo Iryo Center	Asset Co., Ltd
Date of Acquisition	28 January 2011	6 March 2012	12 July 2013	
Appraised Value ²	¥748m (S\$9.3m)	¥1,040m (S\$12.9m)	¥542m (S\$6.7m)	¥1,640m (S\$20.3m)
Appraiser/ Date	Enrix Co., Ltd / 31 December 2019	CBRE K.K. / 31 December 2019	Enrix Co., Ltd / 31 December 2019	



ParkwayLife REIT™

Note:

- Formerly known as Heart Life Toyonaka
- At an exchange rate of S\$1.00 : ¥80.71

35

Our Portfolio - Japan

Property	Sawayaka Seaside Toba	Sawayaka Niihamakan	Sawayaka Minatokan	Sawayaka Mekari Nibankan
Type	Paid nursing home with care service			
Land Tenure	Freehold	Freehold	Freehold	Freehold
Land Area (sq m)	2,803	4,197	3,551	1,354
Floor Area (sq m)	7,360	7,382	2,246	2,133
Number of Units (Rooms)	129	135	50	61
Year of Completion	2012	2012	2010	2012
Committed Occupancy	100%			
Name of Lessee(s)	K.K. Sawayaka Club	K.K. Sawayaka Club	K.K. Sawayaka Club	K.K. Sawayaka Club
Date of Acquisition	30 September 2013			
Appraised Value ¹	¥1,610m (S\$20.0m)	¥1,530m (S\$19.0m)	¥764m (S\$9.5m)	¥324m (S\$4.0m)
Appraiser/ Date	CBRE K.K. / 31 December 2019			

Note:

- At an exchange rate of S\$1.00 : ¥80.71



ParkwayLife REIT™

36

Our Portfolio - Japan

Property	Sawayaka Kiyotakan	Maison des Centenaire Hannan	Sunhill Miyako	Maison des Centenaire Ohhama
Type	Paid nursing home with care service		Extended-stay lodging facility	Paid nursing home with care service
Land Tenure	Freehold	Freehold	Freehold	Freehold
Land Area (sq m)	2,597	7,827	10,867	1,281
Floor Area (sq m)	5,661	4,331	4,299	1,717
Number of Units (Rooms)	108	95	34	47
Year of Completion	2013	2010	1996	1990
Committed Occupancy	100%			
Name of Lessee(s)	K.K. Sawayaka Club	Miyako Enterprise Co., Ltd	Miyako Enterprise Co., Ltd	Miyako Enterprise Co., Ltd
Date of Acquisition	30 September 2013	28 March 2014		
Appraised Value ¹	¥1,010m (S\$12.5m)	¥2,010m (S\$24.9m)	¥946m (S\$11.7m)	¥754m (S\$9.3m)
Appraiser/ Date	CBRE K.K. / 31 December 2019	JLL Morii Valuation & Advisory K.K. / 31 December 2019		

Note:

1. At an exchange rate of S\$1.00 : ¥80.71



37

Our Portfolio - Japan

Property	Habitation Jyosui	Ocean View Shonan Arasaki	Liverari Shiroishi Hana Ichigo-kan ¹	Liverari Shiroishi Hana Nigo-kan ²
Type	Paid nursing home with care service			
Land Tenure	Freehold	Freehold	Freehold	Freehold
Land Area (sq m)	3,259 ³	3,067	628	436
Floor Area (sq m)	6,076 ⁴	5,304	1,051	747
Number of Units (Rooms)	87	79	48	24
Year of Completion	2005	2007	2011	1990
Committed Occupancy	100%			
Name of Lessee (s)	K.K. Habitation	K.K. Japan Amenity Life Association ⁵	Living Platform, Ltd.	Living Platform, Ltd.
Date of Acquisition	12 December 2014	6 January 2015	23 March 2015	
Appraised Value ⁶	¥3,780m (S\$46.8m)	¥2,060m (S\$25.5m)	¥370m (S\$4.6m)	¥185m (S\$2.3m)
Appraiser/ Date	Enrix Co. Ltd. / 31 December 2019	CBRE K.K. / 31 December 2019	JLL Morii Valuation & Advisory K.K. / 31 December 2019	

Note:

- Formerly known as Hana Kitago
- Formerly known as Hana Kita 13 Jyo
- Total land area for the integrated development
- Strata area of the Property owned by PLife REIT
- Change of name with effect from 1 June 2019 due to acquisition of K.K. Ouekikaku by K.K. Japan Amenity Life Association
- At an exchange rate of S\$1.00 : ¥80.71



38

Our Portfolio - Japan



Property	Sunny Spot Misono ¹	Habitation Hakata I, II, III	Excellent Tenpaku Garden Hills	Silver Heights Hitsujigaoka
Type	Group Home	Paid nursing home with care service		
Land Tenure	Freehold	Freehold	Freehold	Freehold
Land Area (sq m)	429	15,336	6,593	5,694
Floor Area (sq m)	724	21,415	4,000	9,013
Number of Units (Rooms)	20	318	94	123
Year of Completion	1993	1984 to 2003 ²	2013	1987 to 1991 ³
Committed Occupancy	100%			
Name of Lessee(s)	K.K. Living Platform ⁴	K.K. Habitation	K.K. Kokanomori	K.K. Silver Heights Sapporo
Date of Acquisition	23 March 2015	23 March 2015	23 March 2015	31 March 2016
Appraised Value ⁵	¥207m (S\$2.6m)	¥4,030m (S\$49.9m)	¥1,860m (S\$23.0m)	¥1,180m (S\$14.6m)
Appraiser/ Date	JLL Morii Valuation & Advisory K.K. / 31 December 2019	CBRE K.K. / 31 December 2019		

Note:

- Formerly known as Liverari Misono
- Hakata I on 1984, Hakata II on 1995, Hakata III on 2003
- Silver Heights Hitsujigaoka Ichibankan on 1987 and Nibankan on 1991
- On 1 April 2017, K.K. Living Platform merged as the surviving company with K.K. Care Products
- At an exchange rate of S\$1.00 : ¥80.71



39

Our Portfolio - Japan



Property	Kikuya Warakuen	Sanko	Habitation Wakaba ¹	Habitation Hakusho ²
Type	Paid nursing home with care service			
Land Tenure	Freehold	Freehold	Freehold	Freehold
Land Area (sq m)	4,905	1,680	6,574	15,706
Floor Area (sq m)	3,641	2,018	5,431	6,959
Number of Units (Rooms)	70	53	135	124
Year of Completion	1964 to 2004	2011	1993	1986
Committed Occupancy	100%			
Name of Lessee(s)	K.K. M.C.S.	K.K. M.C.S.	K.K. Taiju	K.K. Hakusho
Date of Acquisition	24 February 2017			
Appraised Value ³	¥859m (S\$10.6m)	¥552m (S\$6.8m)	¥2,150m (S\$26.6m)	¥1,670m (S\$20.7m)
Appraiser/ Date	CBRE K.K. / 31 December 2019			

Note:

- Formerly known as Wakaba no Oka
- Formerly known as Hakusho no Sato
- At an exchange rate of S\$1.00 : ¥80.71



40

Our Portfolio - Japan



Property	Group Home Hakusho	Konosu Nursing Home Kyoseien
Type	Group Home	Nursing Rehabilitation Facility
Land Tenure	Freehold	Freehold
Land Area (sq m)	2,859	8,715
Floor Area (sq m)	416	5,634
Number of Units (Rooms)	9	120
Year of Completion	2004	2015
Committed Occupancy	100%	100%
Name of Lessee(s)	K.K. Hakusho	Iryouhoujin Shadan Kouaikai
Date of Acquisition	24 February 2017	14 February 2018
Appraised Value ¹	¥105m (S\$1.3m)	¥1,680m (S\$20.8m)
Appraiser/ Date	CBRE K.K. / 31 December 2019	Enrix Co., Ltd / 31 December 2019

Note:

1. At an exchange rate of S\$1.00 : ¥80.71



41

Our Portfolio - Japan



Property	Haru no Sato	Hodaka no Niwa	Orange no Sato
Type	Nursing Rehabilitation Facility		
Land Tenure	Freehold	Freehold	Leasehold ²
Land Area (sq m)	4,241	39,955	2,377
Floor Area (sq m)	3,568	6,117	4,005
Number of Units (Rooms)	100	100	98
Year of Completion	2000; Additional works were completed in 2016	2004	1997
Committed Occupancy	100%		
Name of Lessee(s)	Medical Corporation Shojin-Kai	Medical Corporation Kenko Choju-kai	Medical Corporation Misaki-kai
Date of Acquisition	13 December 2019		
Appraised Value ¹	¥1,290m (S\$16.0m)	¥1,400m (S\$17.4m)	¥1,280m (S\$15.9m)
Appraiser/ Date	Enrix Co., Ltd / 31 December 2019		

Note:

1. At an exchange rate of S\$1.00 : ¥80.71

2. Leasehold (Chijoken) 99 years with effect from 1 November 2019



42

Our Portfolio - Malaysia



Property	MOB Specialist Clinics ¹ , Kuala Lumpur
Type	Medical Centre
Land Tenure	Freehold
Land Area (sq m)	3,450
Floor Area (sq m) ²	2,444
Number of Car Park Lots	69, all of which owned by Parkway Life REIT
Year of Completion	1999
Committed Occupancy	31% (excluding car park) ⁴
Name of Lessee(s)	<ul style="list-style-type: none"> • Gleneagles Kuala Lumpur (a branch of Pantai Medical Centre Sdn. Bhd.) • Excel Event Networks Sdn. Bhd. • KL Stroke & Neuro Clinic Sdn. Bhd.
Date of Acquisition	1 August 2012
Appraised Value ³	RM20.5m (S\$6.8m)
Appraiser/ Date	Nawawi Tie Leung Property Consultants Sdn. Bhd. / 31 December 2019

Note:

1. Formerly known as Gleneagles Intan Medical Centre
2. Strata area of Property owned by PLife REIT
3. At an exchange rate of S\$1.00 : RM3.03
4. Vacancy mainly due to expiry of auditorium space. Currently exploring conversion of unoccupied auditorium space to Medical Suites.

